

Project Number: 2014-1-ES01-KA202-004533

Project Title: “Online Vocational Training course on ergonomics for orthopaedic Minimally Invasive Surgery”

CONFIGURATION OF THE E-LEARNING PLATFORM – First actions

This project has been funded with support from the European Commission. This publication reflects the views only of the author, and the Commission cannot be held responsible for any use which may be made of the information contained therein.

The schedule of the course is implemented in this link: <https://campus.ibv.org>



The screenshot shows the main page of the e-learning platform. At the top, there is a navigation bar with 'CampusIBV', a language selector 'Español - Internacional (es)', and an 'Entrar' button. Below the navigation bar is a large banner for 'Ergo/IBV' with the subtitle 'Evaluación de riesgos ergonómicos'. The banner features a 3D model of a human head and neck, a list of features, and a photo of a worker in a factory. The features listed are:

- ESTÁNDARES INTERNACIONALES
 - Más opciones mediante la selección del modo ISO, para evaluaciones bajo criterios de normativa internacional
- FORMULARIOS DE SOPORTE TÉCNICO INTEGRADOS
- MEJORA DE LA USABILIDAD DE ERGO BD
 - Acceso en línea a la base de datos

 Below the banner are three project cards:

- TRAIN4ORTHOMIS**: Features the TRAIN4ORTHOMIS logo and a button labeled 'Ir al proyecto'.
- AREYOUFINE?**: Features the AreYouFine? logo and a button labeled 'Ir al proyecto'.
- MÁSTER VALORACIÓN BIOMECÁNICA CLÍNICA**: Features the VBC logo and a button labeled 'Más información'.

Figure 1. Main Page of the e-learning platform

CampusIBV Español - Internacional (es) Mis cursos This course 1 Raquel

TRAIN4ORTHOMIS: Online Vocational Training course on ergonomics for orthopaedic Minimally Invasive Surgery. English version

GENERAL INFORMATION MODULE 1 MODULE 2 MODULE 3 MODULE 4 EXAM SATISFACTION SURVEY



Notice and Innovation
Student's Guide

MODULE 1 ▶



Figure 2. General aspects of the course

TRAIN4ORTHOMIS: Online Vocational Training course on ergonomics for orthopaedic Minimally Invasive Surgery. English version



GENERAL INFORMATION | **MODULE 1** | MODULE 2 | MODULE 3 | MODULE 4 | EXAM | SATISFACTION SURVEY

INTRODUCTION TO THE ERGONOMICS IN MIS



Session 1 - Ergonomics: concept, fields of application in surgery and problems related with the lack of ergonomics

-  Session 1 - Contents
-  Session 1 - Activity


Session 2 - Ergonomics studies and technologies in MIS

-  Session 1 - Contents
-  Session 1 - Activity

Session 3 - Ergonomics guidelines for orthopaedic surgery

-  Session 1 - Contents
-  Session 1 - Activity

Session 4 - To finish

-  Module 1 - Self-evaluation

◀ GENERAL INFORMATION | **MODULE 2 ▶**



Figure 3. Module 1 – Introduction to the ergonomics in MIS

TRAIN4ORTHOMIS: Online Vocational Training course on ergonomics for orthopaedic Minimally Invasive Surgery. English version



GENERAL INFORMATION | **MODULE 1** | MODULE 2 | MODULE 3 | MODULE 4 | EXAM | SATISFACTION SURVEY

ERGONOMICS IN HIP SURGERY



Session 1 - Introduction to HIP surgical procedures

-  [Session 1 - Contents](#)
-  [Session 1 - Activity](#)


Session 2 - Ergonomic considerations for the Total hip replacement of traditional approach (THR)

-  [Session 2 - Contents](#)
-  [Session 2 - Activity](#)

Session 3 - Ergonomic considerations for minimally invasive surgery of total hip replacement

-  [Session 3 - Contents](#)
-  [Session 3 - Activity](#)

Session 4 - To finish

-  [Module 2 - Self-Evaluation](#)

◀MODULE 1 MODULE 3▶


Figure 4. Module 2 – Ergonomics in Hip Surgery


TRAIN4ORTHOMIS: Online Vocational Training course on ergonomics for orthopaedic Minimally Invasive Surgery. English version

GENERAL INFORMATION | MODULE 1 | **MODULE 2** | MODULE 3 | MODULE 4 | EXAM | SATISFACTION SURVEY

ERGONOMICS IN SPINE SURGERY

Session 1 - Introduction to SPINE surgical procedures

 [Session 1 - Contents](#)

 [Session 1 - Activity](#)

Session 2 - Ergonomics considerations for minimally invasive dorsal stabilization

 [Session 2 - Contents](#)

 [Session 2 - Activity](#)

Session 3 - Ergonomics considerations for minimally invasive ventral stabilization

 [Session 3 - Contents](#)


 [Session 3 - Activity](#)

Session 4 - New surgical approaches, tools and technologies

 [Session 4 - Contents](#)

 [Session 4 - Activity](#)

Session 5 - To conclude

 [Module 3 - Self-Evaluation](#)

◀ MODULE 2

MODULE 4 ▶

Figure 5. Module 3 – Ergonomics in Spine Surgery

TRAIN4ORTHOMIS: Online Vocational Training course on ergonomics for orthopaedic Minimally Invasive Surgery. English version

GENERAL INFORMATION | MODULE 1 | MODULE 2 | MODULE 3 | **MODULE 4** | EXAM | SATISFACTION SURVEY

CASE STUDIES

Session 1 - Operating room setting and environmental conditions in HIP Surgery

Session 2 - Operating room setting and environmental conditions in SPINE surgery

[◀MODULE 3](#)

[EXAM ▶](#)

Figure 6. Module 4 – Case Studies

TRAIN4ORTHOMIS: Online Vocational Training course on ergonomics for orthopaedic Minimally Invasive Surgery. English version

GENERAL INFORMATION MODULE 1 MODULE 2 MODULE 3 MODULE 4 EXAM SATISFACTION SURVEY

In this section, you can access to the on-line [exam](#) of the course, following the next instructions:

- The [exam](#) has a duration of 45 minutes from the moment you click on "**Preview quiz now**".
- Once you click on this button you will visualize the questions of the [exam](#) while the remaining time for the end of the test will be displayed in the top-left of the screen.
- When you finish it, click on "**Submit all and finish**" in order to save the [exam](#).
- You only have one attempt to do the [exam](#), so you will not have the possibility to change your answers after submitting the [exam](#).
- In case time runs out, the [exam](#) is sent automatically with the answers you have marked up to that moment.

Good luck!



◀MODULE 4

SATISFACTION SURVEY ▶

Figure 7. Final Exam